



upcomillas *es*


upcomillas *es*

10-AJAX Introduction

Course: Developing web-based applications

Cristina Puente, Rafael Palacios

2010-2011



AJAX definition




What is AJAX?

- It is not another programming language, but a group of technologies.
- It is a group of web development methods to create interactive web applications..
- Combines HTML, CSS, JavaScript, XML, and web services.

What is AJAX?

- Definition:
 - acronym for Asynchronous JavaScript and XML
- Characteristics
 - Combines JavaScript with web services (typically PHP)
 - More interactive applications
 - Strong support of HTML5 and CSS



AJAX applications



AJAX applications

- JavaScript applications communicate with web server to get/save/update data

HTML and JavaScript



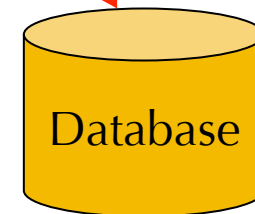
Web server



1: request data

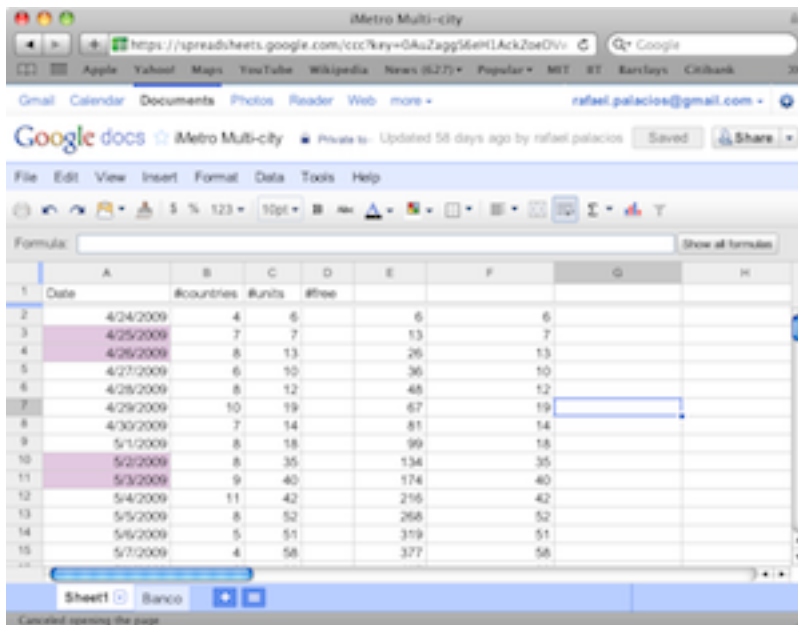
3: get answer

2: web service



AJAX examples

- Google Auto-complete
- Google Docs



AJAX code example (HTML part)

```
//HTML objects
```

```
<select name="areas" onchange="MyAJAX(this.value);">  
  <option>--Select Area--</option>  
  <option value="13">ASI</option>  
  <option value="11">ADI</option>  
  <option value="14">GEA</option>  
  <option value="15">ASF</option>  
  <option value="1">REDES</option>  
  <option value="2">MAC</option>  
  <option value="3">SADSE</option>  
  <option value="4">RYE</option>  
</select>
```

```
<br>
```

```
<div id="list">  
</div>
```

JavaScript function to be called



Empty container



AJAX code example (JavaScript part)

```
//JavaScript function
function MyAJAX(value)
{
    var destination=document.getElementById("list");
    var doc = null;

    doc = new XMLHttpRequest();
    if (doc){
        var my_url="http://www.iit.upcomillas.es/palacios/cursoAppWeb/areas.php?area="+value;
        doc.open("GET", my_url, false);
        doc.send(null);

        //store result in list object
        destination.innerHTML = doc.responseText;
    }else{
        destination.innerHTML = 'Browser unable to create XMLHttpRequest Object';
    }
}
```

AJAX code example

Area Members

Area:

List of Members:

AJAX code example

Area Members

Area: OnChange

List of Members:



Web Service

AJAX code example

Area Members


Area:

List of Members:

- Manuel Alvar Miró
- Rodrigo José Andrade Vieira
- Leire Apraiz Adame
- Álvaro Arranz Domingo
- Jaime Arveras Elías de Molins
- Jaime Boal Martín-Larrauri



Note: Using forms and PHP, the answer is always a complete HTML page.



Summary



AJAX Summary

- Advantages
 - Minimum data traffic
 - More interactive applications
 - No need to redraw the whole page
 - No need to wait for the output (Ex. Google maps)
- Disadvantages
 - JavaScript needs to be enabled
 - Usually requires active Internet connection



Escuela Técnica Superior de Ingeniería ICAI

Alberto Aguilera 25
28015 Madrid
Tel +34 91 542 28 00
Fax + 34 91 542 31 76
lwww.icaí.upcomillas.es

www.upcomillas.es



COMILLAS
M A D R I D